


# 12 LOADING BAY PROTECTION

Loading bays protections are shock-proof solutions which are set up near loading doors. They avoid possible slipping, falling and flipping of moving vehicles near open and unmanned loading bays.



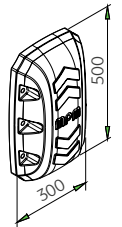
## DOCK BUMPER



### DOCK BUMPER

Packing to be defined

Fixing on requests

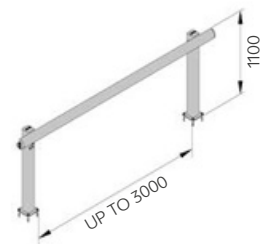


# HUG GATE



**HUG GATE**

Packing Colour **to be defined**  
 B  M



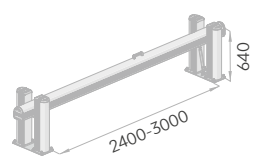
Equipped with accessories

# DOCK GATE



**DOCK GATE L** 2400-2600  
**DOCK GATE XL** 2605-2800  
**DOCK GATE XXL** 2805-3000

Packing Colour **to be defined**  
 B  M



Equipped with accessories

