



How the usage of floor  
markings could help  
your business.


Floor  
Markings

# FLOOR MARKINGS

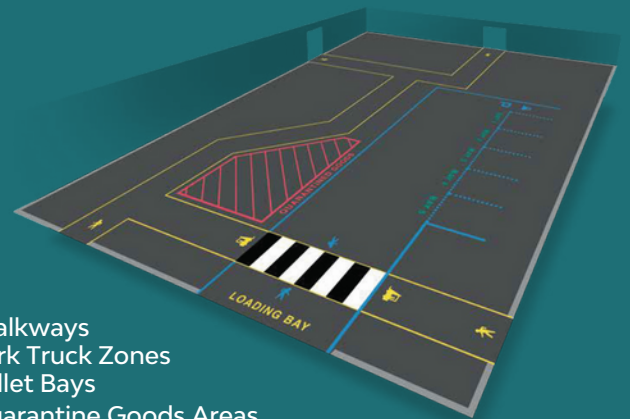
When implementing 5S, one of the aims is for a visitor to be able to enter a workplace and identify the flow of work in sixty seconds. It is usual to start at floor level and work your way up and therefore floor marking is at the foundation of many organisations 5S projects.

## FLOOR TAPE

Floor tape is the most obvious and widely used floor marking there is. It is the modern alternative to resin and painting, helping forward thinking companies to achieve 5S status. Unlike paints and resins, application of Clarity floor tape is fume and solvent free. It also requires no detailed preparation.




## WAREHOUSES



Walkways  
Fork Truck Zones  
Pallet Bays  
Quarantine Goods Areas

## CUSTOM LOGO



Cut from your artwork -  
any logo or design

## 2 Year Warranty\*

\*Conditions Apply.

### FLOOR SIGNS

Floor Signs are a very simple solution. Clarity custom floor signs are extremely durable due to the thick and heavy-duty parts it is made up of. These can then be attached to the ground using the Clarity tape. These custom signs are also suitable for walls or doors if required.

A wide range of eye-catching ready cut shapes and symbols are available for immediate delivery.

The use of colours varies between individual organisations and the chart below. This chart, although not intending to be prescriptive is a guide to colours which have established themselves successfully in many lean organisations.

Please see the following for ways to utilise our tape and floor signs.



Yellow		Caution	Yellow floor markings are used for aisles, pedestrian routes and traffic lanes, where users must be on the alert for other users and vehicles too.
White		Production Area	This is also sometimes used to mark miscellaneous equipment that does not have a standard colour code, but its primary use is to show production areas.
Orange		Energised Equipment (vehicles)	Orange is used both to show where vehicles are to be stored, or to signal vehicle routes. Orange is sometimes also used for materials or products awaiting inspection.
Green		Safety	Green indicates safety in any form. It is used to show first aid locations, safe areas or walkways, etc.
Blue		Knowledge	In the UK, blue is used to show information, such as signage, knowledge centres, information points, etc. It may also be used for work that is in progress, or incomplete.
Red		Danger	As well as physical danger, this also includes items that threaten a process, such as defective (red tag) items, scrap, etc. It is also the standard colour to indicate fire or an instruction to stop.
Black		Finished	Black is used for finished goods and indicates the end of a process.
Black/Yellow		Extra caution	The combination of black and yellow shows areas where there is a particular risk to the safety or health of personnel.
Red/White		Keep Clear	Red and white together indicates that the area is to be kept clear, usually for safety reasons, eg around emergency access areas, fire fighting equipment, etc.

☐ +44 (0) 1482 296451

☐ [info@clarityvm.com](mailto:info@clarityvm.com)

☐ [clarityvm.com](http://clarityvm.com)

☐ Melton House, Jackson Way,  
Melton, HU14 3HJ

