



ALWAYS
THE
BEST
**FLEXIBLE
SAFETY
BARRIERS**





CONTENTS

| | | | | | |
|----|----------------------------|---------|----|-------------------------|----------|
| 01 | Rack Protection | page 08 | 10 | Column Protection | page 68 |
| 02 | Bollard | page 20 | 11 | Door Frame Protections | page 78 |
| 03 | Guard Rails | page 24 | 12 | Loading Bay Protections | page 84 |
| 04 | Cold Line | page 30 | 13 | Wheel Stops | page 88 |
| 05 | Pedestrian Safety Barriers | page 38 | 14 | Accessories | page 92 |
| 06 | Pin | page 44 | 15 | Corner Protection | page 96 |
| 07 | Gates | page 48 | 16 | Kerb | page 98 |
| 08 | Link | page 54 | 17 | Wall Protection | page 102 |
| 09 | BFLEX | page 62 | | | |




clarity
Visual Safe Solutions
WAREHOUSE

OFFICE

SLOW DOWN



OUR MATERIALS



| | | | | | |
|--|--------------------------------------|--|--|---|--|
| RESISTANT OVER TIME | HIGH ELASTICITY | COMPLIANT WITH THE DIRECTIVE UE 2015/863 (R OHS) | TEMPERATURE RANGE: -30° + 50° C | HIGH ELASTICITY | COMPLIANT WITH THE DIRECTIVE UE 2015/863 (R OHS) |
| 100% RECYCLABLE | SELF EXTINGUISHING V0 | SCRATCHPROOF MATERIAL | 100% RICYCLABLE | HB FLAMMABILITY RATING ACCORDING TO UL 94 | SUITABLE FOR FOOD CONTACT |
| HIGH VISIBILITY AND NO PAINTING REQUIRED | EASY TO CLEAN | ROT-PROOF AND NORMALLY MILDEW-PROOF MATERIAL | HIGH VISIBILITY AND NO PAINTING REQUIRED | RESISTANT TO CHEMICALS, OILS AND FUELS | ROT-PROOF AND NORMALLY MILDEW-PROOF MATERIAL |
| NO TOXIC | RESISTANT TO CHEMICALS OIL AND FUELS | RESISTANT TO HUMIDITY AND SALINITY | NO TOXIC | RESISTANT TO HUMIDITY AND SALINITY | |

FIRE CERTIFICATION FOR MPM Barriers

OUR POLYMER CONFIRMS THE V0 SELF-EXTINGUISHING CLASS

MPM Barriers are classified V0, according to international UL94 standard. The protections in Reflex technopolymer:

- Are low risk;
- Are self-extinguishing;
- Don't spread the flame and stop burning within a few seconds.

The installation of our barriers lowers fire risk, in order to measure the size of the fire extinguishing system, compared to other barriers made of alternative polymers - not classified as V0.



IS FIRE RESISTANT CLASS V-0

RESEARCH AND DEVELOPMENT NEVER STOP!

AVAILABLE FOR:
LM / PED 150 /
TOWER

ORANGE LINE



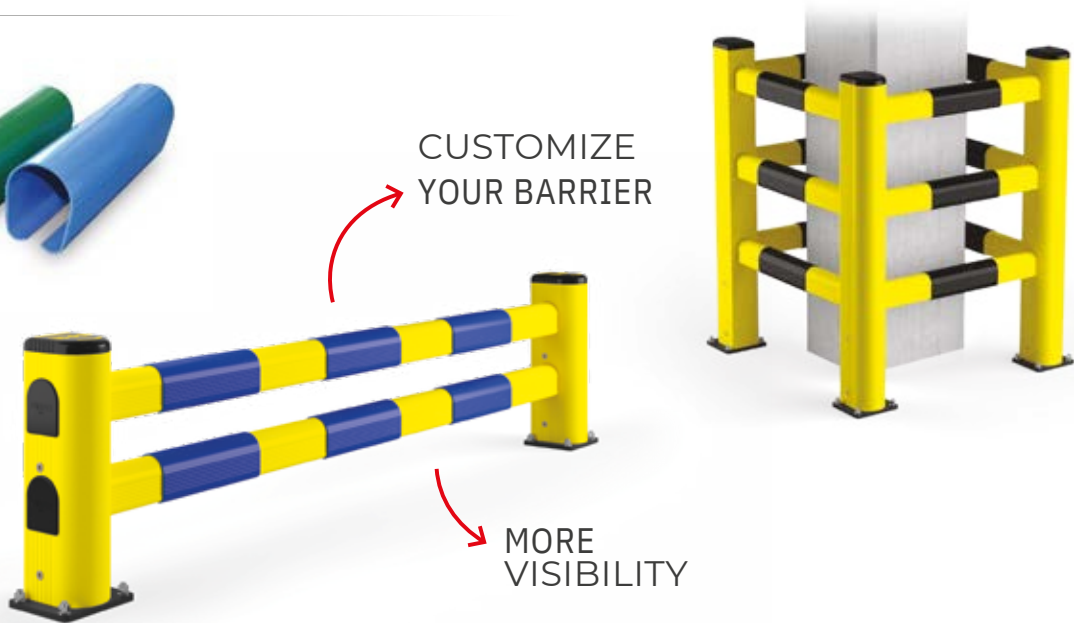
CLIP 90



CUSTOMIZE
YOUR BARRIER

EASY TO
INSTALL

MORE
VISIBILITY



HIGHER
VISIBILITY
FOR A GREATER
SAFETY!

CUT THE RAIL AND DRILL IT WITH



FOR PEDESTRIAN
BARRIER RAILS



WORLD'S UNIQUE SYSTEM!


**YOUR CUSTOMIZED
BARRIER AND HUG TOWER**

01

RACK PROTECTION

OUR PROFILES FIT ALL RACKS

Full range of techno polymer profiles for protection of warehouse racks.



- ▶ One big central shock absorber in soft material to absorb front impacts.
- ▶ Two side shock absorbers in soft material to absorb impact during pallet placement on the rack.
- ▶ Tested and certified to EN 15512
- ▶ Reduced dimensions to keep manoeuvring spaces clear.
- ▶ Interlocking system with practical Click-fit tools
- ▶ Rigid outer cladding, scratch-resistant and easy to clean.





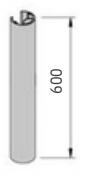





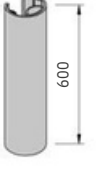




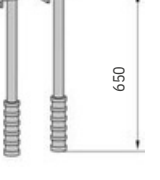
RPS / RPM / RPL

EASY TO INSTALL

THE ONLY ONE WITH TRIPLE SHOCK ABSORBER




CUSTOMIZED SOLUTIONS TO FIT ALL UPRIGHTS

| | | | | | |
|---|--|---|---------------------------|--|---|
|  | RPS 600 Small <i>Available also size 400</i> |  | Packing Packing Colour | 6 pz / box 115 pz / big parcel M |  |
|  | RPM 600 Medium <i>Available also size 400</i> |  | Packing Packing Colour | 4 pz / box 80 pz / big parcel M |  |
|  | RPL 600 Large <i>Available also size 400</i> |  | Packing Packing Colour | 2 pz / box 52 pz / big parcel M |  |
|  | RPL XL 600 Extra Large <i>Available also size 400</i> |  | Packing Colour | to be defined M |  |
|  | RP CLICK | | Packing | 2 pz / box |  |

RACK CORNER

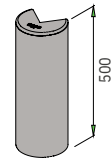
ANTISHOCK MATERIAL INSIDE

FAST AND EASY TO INSTALL



RACK CORNER

Packing Colour **M** to be defined



Equipped with accessories



SM

LIGHT LOAD / FOR HANDPALLET TRUCKS

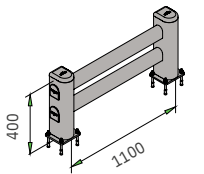
DIFFERENT SIZES ON REQUEST

FAST AND EASY TO INSTALL



SM 1100x400

Length **1.100**
Packing **unpacked on pallet**
Colour **B M**

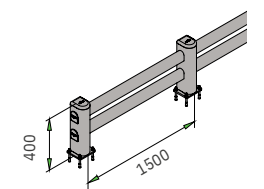


Equipped with accessories



SM 1500x400 MODULAR

Packing **unpacked on pallet**
Colour **B M**



Equipped with accessories



Rack end Barriers

LM



DIFFERENT SIZES ON REQUEST

FAST AND EASY TO INSTALL

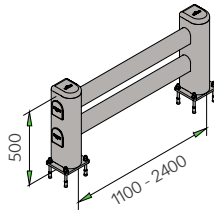


M12 GALVANISED STEEL



LM RACK END
1100x500 2400x500

Length Packing Colour
1.100 / 2.400 mm unpacked on pallet B M

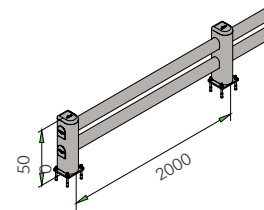


Equipped with accessories



LM 2000x500 MODULAR

Packing Colour
unpacked on pallet B M



Equipped with accessories



Rack end Barriers

LM/1 LINK



DIFFERENT SIZES ON REQUEST

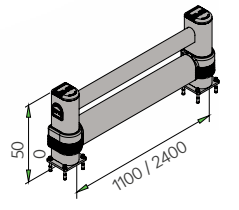


M12 GALVANISED STEEL



LM/1 LINK RACK END
1100x500 2400x500

Length Packing Colour
1.100 / 2.400 mm unpacked on pallet B M

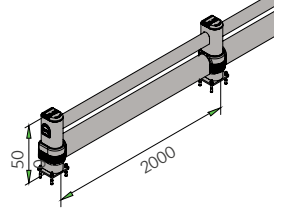


Equipped with accessories



LM / 1 LINK
2000x500 MODULAR

Packing Colour
unpacked on pallet B M



Equipped with accessories



LINK SINGLE



DIFFERENT SIZES ON REQUEST


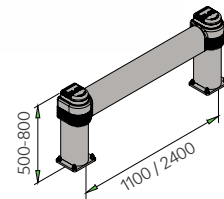


M12 GALVANISED STEEL



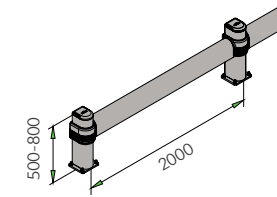
LINK SINGLE RACK END
1100x500
1100x800
2400x500
2400x800

Length Packing Colour
1.100 / 2.400 mm unpacked on pallet
B M




LINK SINGLE 2000x500 MODUL AR
LINK SINGLE 2000x800 MODUL AR

Packing Colour
unpacked on pallet
B M



Equipped with accessories



LINK LM



DIFFERENT SIZES ON REQUEST


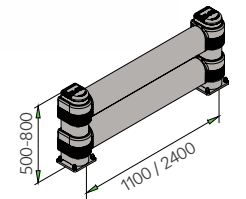


M12 GALVANISED STEEL



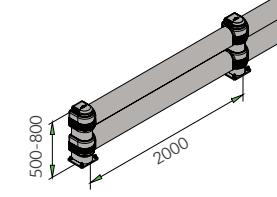
LINK LM RACK END
1100x500
1100x800
2400x500
2400x800

Length Packing Colour
1.100 / 2.400 mm unpacked on pallet
B M



LINK LM 2000x500 MODULAR
LINK LM 2000x800 MODULAR

Packing Colour
unpacked on pallet
B M



Equipped with accessories



FENCE 90



DIFFERENT SIZES ON REQUEST

FAST AND EASY TO INSTALL



M12 GALVANISED STEEL



FE 90 1100x400

Length Packing Colour
1.100 mm unpacked on pallet B M



Equipped with accessories



FE 90 2400x400

Length Packing Colour
2.400 mm unpacked on pallet B M



Equipped with accessories



FENCE 150



DIFFERENT SIZES ON REQUEST

FAST AND EASY TO INSTALL



M12 GALVANISED STEEL



FE 150 1100x550

Length Packing Colour
1.100 mm unpacked on pallet B M

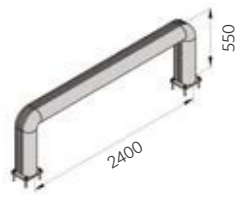


Equipped with accessories




FE 150 2400x550

Length Packing Colour
2.400 mm unpacked on pallet B M



Equipped with accessories



FENCE 150 REINFORCED



DIFFERENT SIZES ON REQUEST

FAST AND EASY TO INSTALL

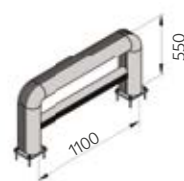


M12 GALVANISED STEEL



FE 150 REF 1100x550

Length **1.100 mm**
Packing **unpacked on pallet**
Colour **B M**



Equipped with accessories




FE 150 REF 2400x550

Length **2.400 mm**
Packing **unpacked on pallet**
Colour **B M**



Equipped with accessories



FENCE LINK



DIFFERENT SIZES ON REQUEST

FAST AND EASY TO INSTALL

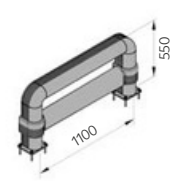


M12 GALVANISED STEEL




FE LINK 1100x550

Length **1.100 mm**
Packing **unpacked on pallet**
Colour **B M**

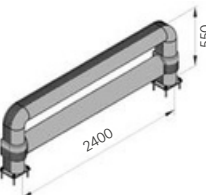


Equipped with accessories



FE LINK 2400x550

Length **2.400 mm**
Packing **unpacked on pallet**
Colour **B M**




Equipped with accessories



02 BOLLARD

Designed to protect access to gates or big doors from huge traffic or simply to mark restricted areas for pedestrians.
Fully equipped with fixing accessories.



GRD 90



Bollard

FAST
AND EASY
TO
INSTALL



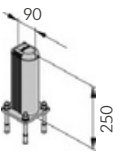
M12
GALVANISED STEEL



GRD 90 250

Packing
Colour **unpacked on pallet**
B M

Equipped with accessories



Bollard

GRD 150



FAST AND EASY TO INSTALL



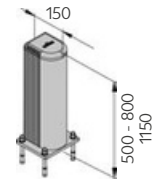
M12 GALVANISED STEEL



GRD
150
500
800
1150



Equipped with accessories

Packing Colour **unpacked on pallet**



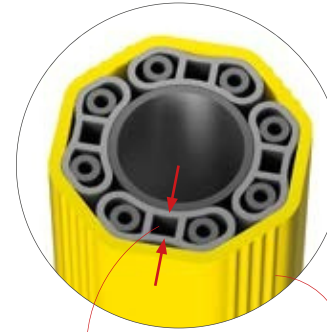
Bollard

GRD 200



INCLUDED

FAST AND EASY TO INSTALL



FLEXIBLE

NEW ANTISHOCK BUMPER




S16 GALVANISED STEEL



GRD
200
1200
2000

Equipped with accessories



Packing Colour **unpacked on pallet**



03

GUARD RAILS

A new bumper system specific for the protection of the walls resistant against trolleys movements. Developed by following an innovative technical design that combines speed and simplicity during installation and cleaning. Available in different lengths.



GUARD RAIL 90



QUICK INSTALLATION WITH EXPANSION SCREW



M16 GALVANISED STEEL



ALTERNATIVE FIXING
HIGH RESISTANCE WITH RESIN
SF16 STAINLESS STEEL



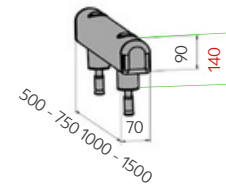
GR 90
500
750
1000
1500

Equipped with accessories

Length Packing **500 mm**
unpacked on pallet

Length Packing **750 / 1000 / 1500**
mm 2 pz / box

Colour **B M**


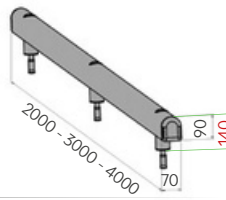


GR 90
2000
3000
4000

Equipped with accessories

Length Packing **2.000 / 3.000 / 4.000**
mm unpacked on pallet

Colour **B M**



GUARD RAIL 150



HIGH RESISTANCE WITH RESIN



SF20 STAINLESS STEEL

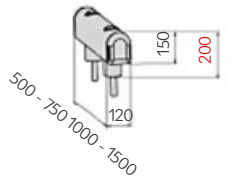


GR 150
500
750
1000
1500

Equipped with accessories

Length Packing **500 / 750 / 1000 / 1500**
mm unpacked on pallet

Colour **B M**


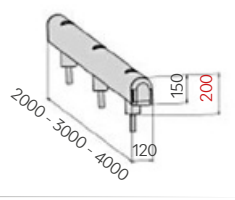


GR 150
2000
3000
4000


Equipped with accessories

Length Packing **2.000 / 3.000 / 4.000**
mm unpacked on pallet

Colour **B M**



GRIN 90



M12 GALVANISED STEEL

GRIN 150

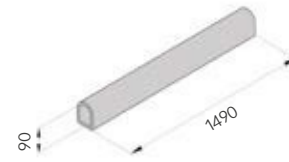


M12 GALVANISED STEEL



GRIN 90 1500

Length **1500 mm**
Packing **to be defined**
Colour **M**



GRINCO 90

Packing **to be defined**
Colour **M**



Equipped with accessories



GRINT 90

Packing **to be defined**
Colour **M**




Equipped with accessories



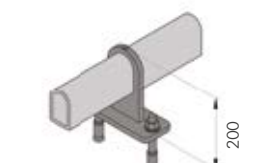
GRIN 150 2000

Length **2000 mm**
Packing **to be defined**
Colour **M**



GRINCO 150

Packing **to be defined**
Colour **M**



Equipped with accessories




GRINT 150

Packing **to be defined**
Colour **M**



Equipped with accessories

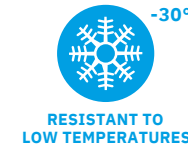


04 COLD LINE

Specific solutions for the protection of areas at risk of impact, in environments with negative temperature. They are suitable to protect corners, entrances, gates, panels and cold rooms walls.



ROD 70



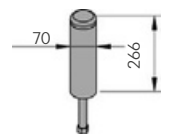
Fixing accessory available also in stainless steel



ROD 70 266

Packing Colour 1 pz / box M

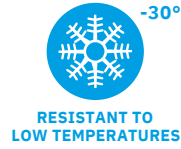
Drill Ø 38 Equipped with accessories



ROD 120



REMOVABLE
EASY TO REMOVE AND TO REPLACE



M30 GALVANISED STEEL

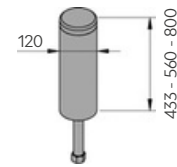
Fixing accessory available also in stainless steel



ROD 120
433
560
800

Drill Ø 56
Equipped with accessories

Packing Colour **M**
1 pz / bag




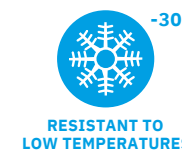
ROD FLOOR 70



QUICK INSTALLATION WITH EXPANSION SCREW

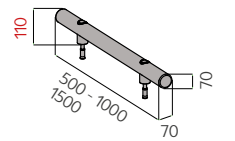


M16 GALVANISED STEEL



RF 70
500
1000
1500

Length **500 / 1000 / 1500 mm**
Packing **unpacked on pallet**
Colour **M**

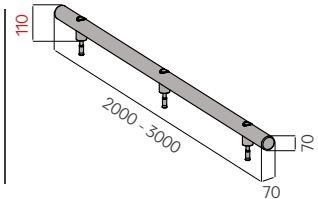


Equipped with accessories




RF 70
2000
3000

Length **2.000 / 3.000 mm**
Packing **unpacked on pallet**
Colour **M**



Equipped with accessories




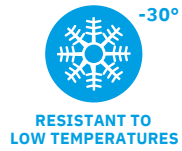
ROD FLOOR 100



HIGH RESISTANCE WITH RESIN

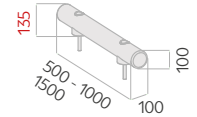


SF20 STAINLESS STEEL



RF 100
500
1000
1500

Length **500 / 1000 / 1500 mm**
Packing **unpacked on pallet**
Colour **M**

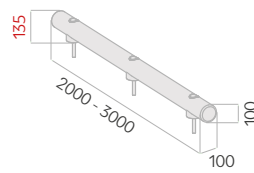


Equipped with accessories



RF 100
2000
3000

Length **2.000 / 3.000 mm**
Packing **unpacked on pallet**
Colour **M**



Equipped with accessories




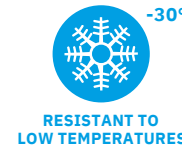
ROD FLOOR 120



HIGH RESISTANCE WITH RESIN

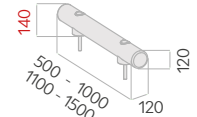


SF20 STAINLESS STEEL



RF 120
500
1000
1100
1500

Length **500 / 1000 / 1100 / 1500 mm**
Packing **unpacked on pallet**
Colour **M**

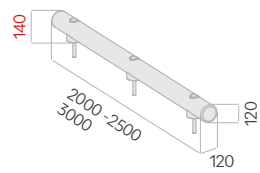


Equipped with accessories




RF 120
2000
2500
3000

Length **2.000 / 2.500 / 3.000 mm**
Packing **unpacked on pallet**
Colour **M**



Equipped with accessories



ROD FLOOR 120 DOUBLE RACK END



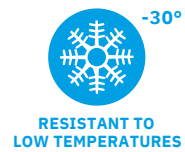
HIGH RESISTANCE WITH RESIN



SF20 x 450 STAINLESS STEEL

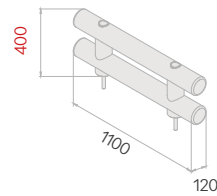


NO SHARP EDGES



RF 120 DOUBLE RACK END 1100

Length **1100 mm**
Packing **unpacked on pallet**
Colour **M**

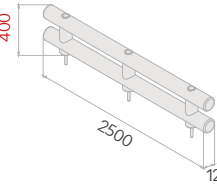


Equipped with accessories




RF 120 DOUBLE RACK END 2500

Length **2.500 mm**
Packing **unpacked on pallet**
Colour **M**



Equipped with accessories




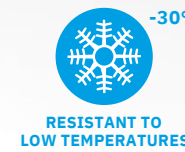

ROD FLOOR 120 DOUBLE



HIGH RESISTANCE WITH RESIN

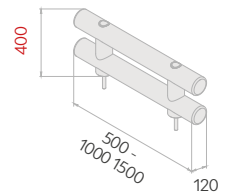


SF20 x 450 STAINLESS STEEL



RF 120 DOUBLE 500 1000 1500

Length **500 / 1000 / 1500 mm**
Packing **unpacked on pallet**
Colour **M**

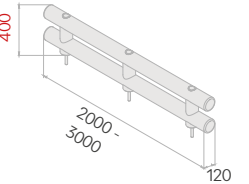


Equipped with accessories



RF 120 DOUBLE 2000 3000

Length **2.000 / 3.000 mm**
Packing **unpacked on pallet**
Colour **M**



Equipped with accessories




05 PEDESTRIAN SAFETY BARRIERS


A new protection system specific for the protection of pedestrians and resistant to trolleys movements with different load types. Developed by following an innovative technical design that combines speed and simplicity during installation and cleaning. Available in different lengths.



HAND RAIL 90




M12 GALVANISED STEEL




HR 90 1500x1150 MODULAR

Packing Colour **unpacked on pallet**
M

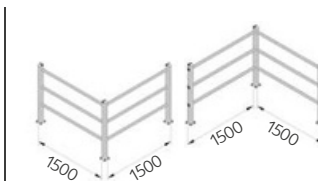


Equipped with accessories



HR 90 1500x1150 CORNER

Packing Colour **unpacked on pallet**
M



Equipped with accessories



PEDESTRIAN 90



FAST AND EASY TO INSTALL



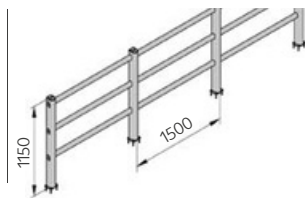
M12 GALVANISED STEEL



PED 90 1500x1150 MODUL AR

Equipped with accessories

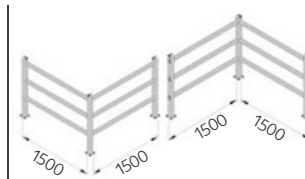
Packing Colour **unpacked on pallet**



PED 90 1500x1150 CORNER

Equipped with accessories

Packing Colour **unpacked on pallet**



PEDESTRIAN 150



FAST AND EASY TO INSTALL



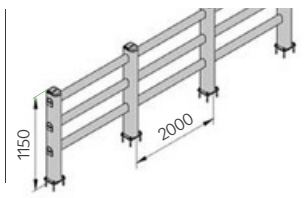
M12 GALVANISED STEEL



PED 150 2000x1150 MODULAR

Equipped with accessories

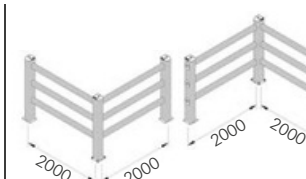
Packing Colour **unpacked on pallet**



PED 150 2000x1150 CORNER

Equipped with accessories

Packing Colour **unpacked on pallet**



PEDESTRIAN 90 GROUND LEVEL REINFORCED



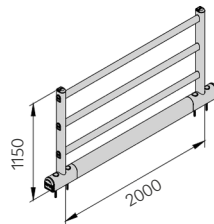
S16 GALVANISED STEEL



PED 90 GL REF

Packing Colour **unpacked on pallet**
B M


Equipped with accessories



PEDESTRIAN 150 LINK



FAST AND EASY TO INSTALL



M12 GALVANISED STEEL




PED 150 LINK

External Corners available

Equipped with accessories

Packing Colour **unpacked on pallet**
B M

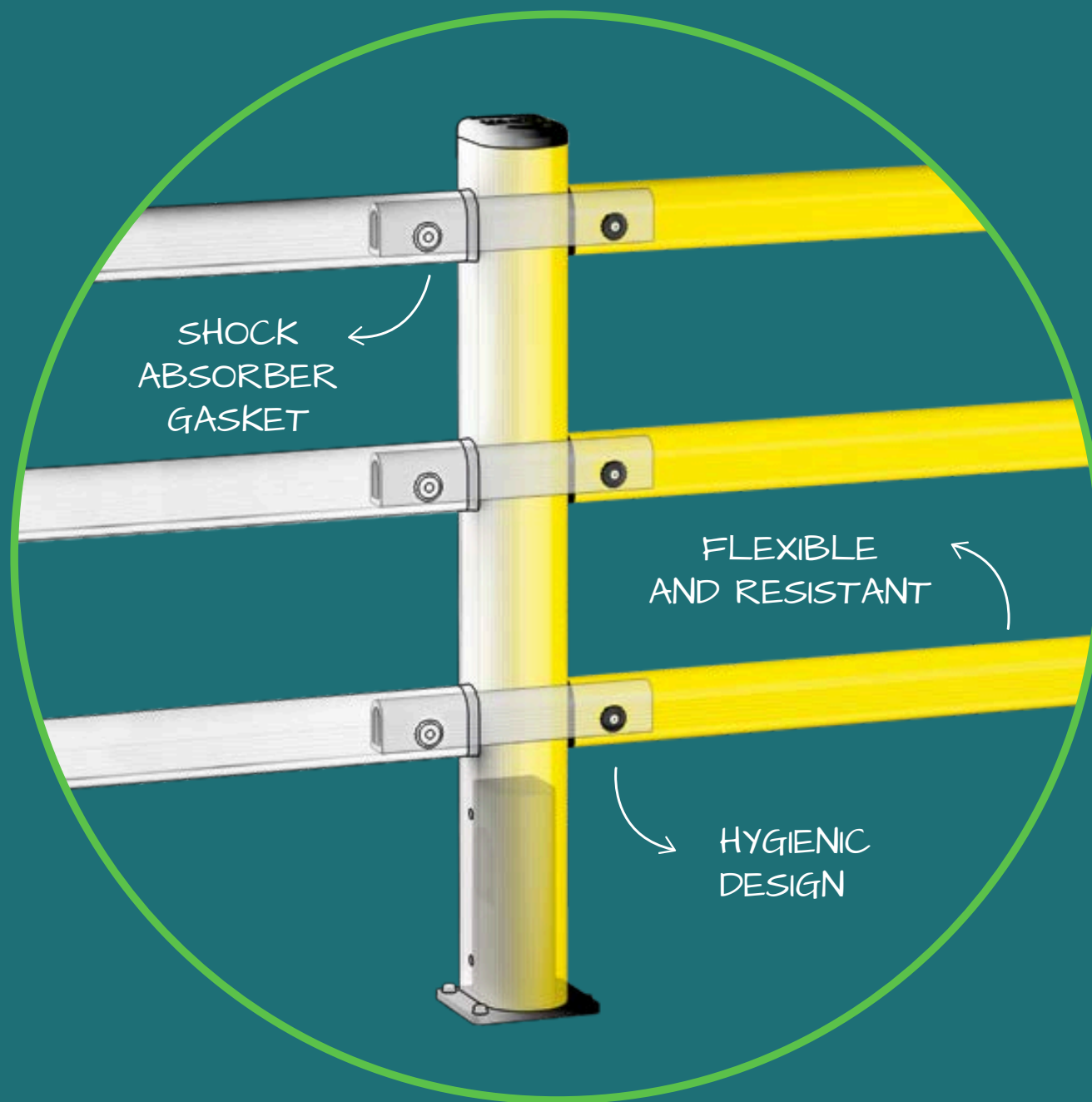


06

PIN

New pin barrier system, developed with an innovative beam connection mechanism and a new special soft and shock-absorbing gasket. The barrier is even more flexible and resistant to impacts.



THE BEST HIGH-PERFORMANCE BARRIER SYSTEM



PED 150 PIN




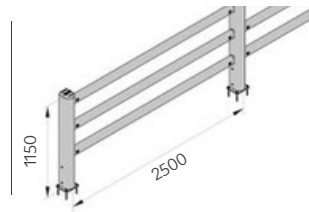
FAST AND EASY TO INSTALL



PED 150 PIN
2500x1150

Equipped with accessories

Packing Colour **unpacked on pallet**
B M



PED 200 PIN



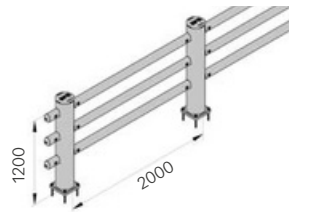
FAST AND EASY TO INSTALL



PED 200 PIN
2000x1200


Equipped with accessories

Packing Colour **unpacked on pallet**
M



07 GATES

Safety gate system with different opening possibilities, ideated to be installed with our pedestrian barriers. Developed by following an innovative technical design that combines speed and simplicity during installation and cleaning. Available in different opening systems.



DOOR PEDESTRIAN 90



MIN 600 MAX 1000



DP 90 ONE WAY

Packing Colour **to be defined**
 M P



Equipped with accessories




DP 90 SWING

Packing Colour **to be defined**
 M P

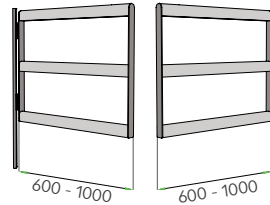


Equipped with accessories



DP 90 SWING DOUBLE

Packing Colour **to be defined**
 M P



Equipped with accessories



DOOR PEDESTRIAN 150

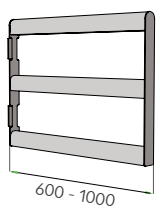


MIN 600 MAX 1000




DP 150 ONE WAY

Packing Colour **to be defined**
 M P

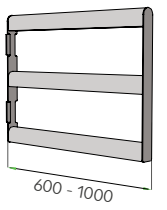


Equipped with accessories




DP 150 SWING

Packing Colour **to be defined**
 M P

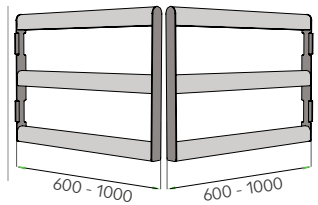


Equipped with accessories




DP 150 SWING DOUBLE

Packing Colour **to be defined**
 M P

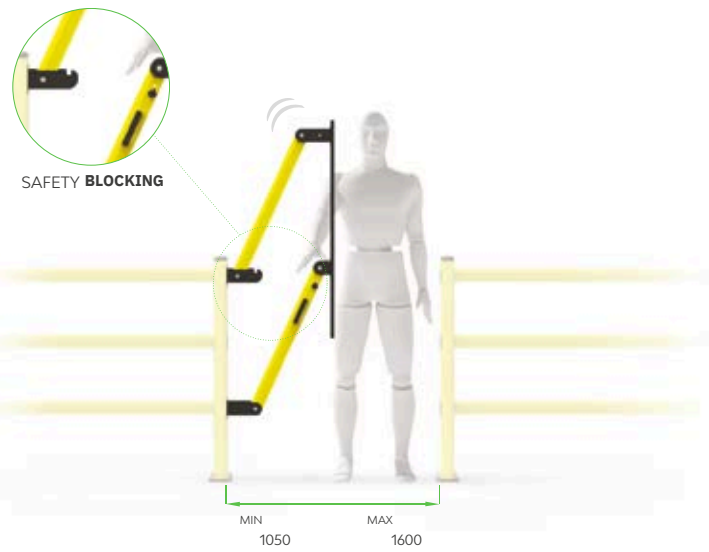


Equipped with accessories



LIFT GATE 90

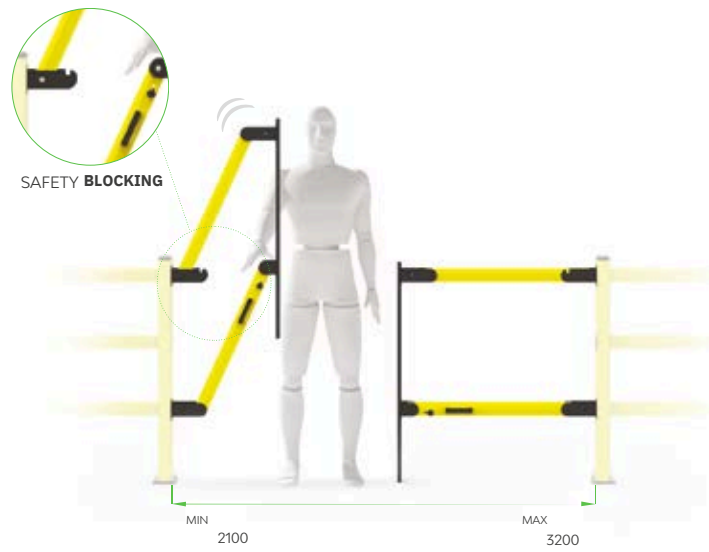
DIFFERENT SIZES ON REQUEST



LIFT GATE 90 DOUBLE




DOUBLE GATE



LIFT GATE 90

Equipped with accessories

Packing Colour **to be defined**



LIFT GATE 90 DOUBLE

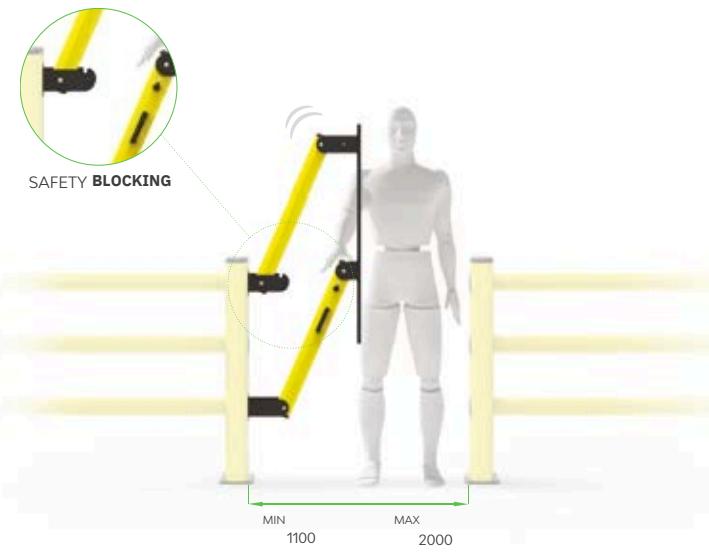
Equipped with accessories

Packing Colour **to be defined**



LIFT GATE 150

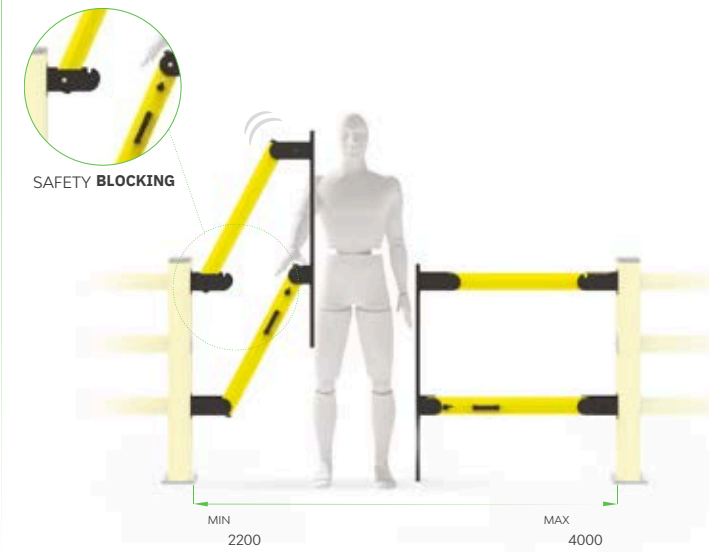
DIFFERENT SIZES ON REQUEST



LIFT GATE 150 DOUBLE




DOUBLE GATE



LIFT GATE 150

Equipped with accessories

Packing Colour **to be defined**



LIFT GATE 150 DOUBLE

Equipped with accessories

Packing Colour **to be defined**



08

LINK

First adaptable barrier in the world thanks to the new connection system. Rail adjustable height, easy to set up, higher resistance in the most critical points.



ADAPTABLE
HEIGHT



BASED ON
YOUR
NEEDS

LINK 150/3




Link

DIFFERENT
SIZES ON
REQUEST



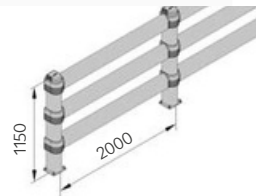
M12
GALVANISED STEEL



LINK 150/3

Packing
Colour **unpacked on pallet**
B M

Equipped with accessories




LINK 150/3
CORNER

Packing
Colour **unpacked on pallet**
B M

External Corners
available

Equipped with accessories



Link


LINK 150/2



DIFFERENT SIZES ON REQUEST




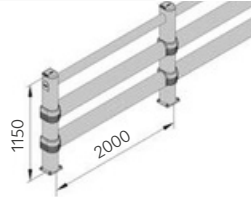
M12 GALVANISED STEEL



LINK 150/2

Equipped with accessories

Packing Colour **unpacked on pallet**




LINK 150/2 CORNER

External Corners available

Equipped with accessories

Packing Colour **unpacked on pallet**



Link

LINK 150/1



DIFFERENT SIZES ON REQUEST




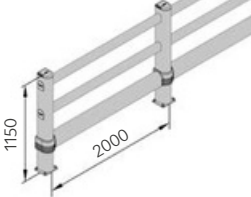
M12 GALVANISED STEEL



LINK 150/1

Equipped with accessories

Packing Colour **unpacked on pallet**




LINK 150/1 CORNER

External Corners available

Equipped with accessories


Packing Colour **unpacked on pallet**



LINK LM




DIFFERENT SIZES ON REQUEST



LINK SINGLE



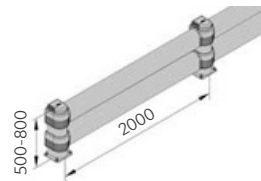
DIFFERENT SIZES ON REQUEST



LINK LM 500 800

Equipped with accessories

Packing Colour **unpacked on pallet**
B M

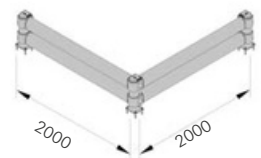


LINK LM CORNER

External Corners available

Equipped with accessories


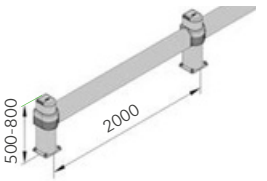
Packing Colour **unpacked on pallet**
B M



LINK SINGLE 500 800

Equipped with accessories

Packing Colour **unpacked on pallet**
B M



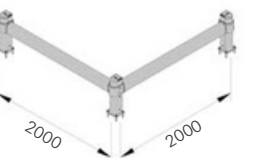


LINK SINGLE CORNER

External Corners available

Equipped with accessories

Packing Colour **unpacked on pallet**
B M



Link


LINK 120




LINK 120/1



LINK 120/2





LINK 120/3



REMOVABLE PLATE

COVER 90 RE
AVAILABLE FOR:
SM / FENCE 90 / HR 90 / PED 90

COVER 150 RE
AVAILABLE FOR:
LINK / LM / FENCE 150 / PED 150



1

2

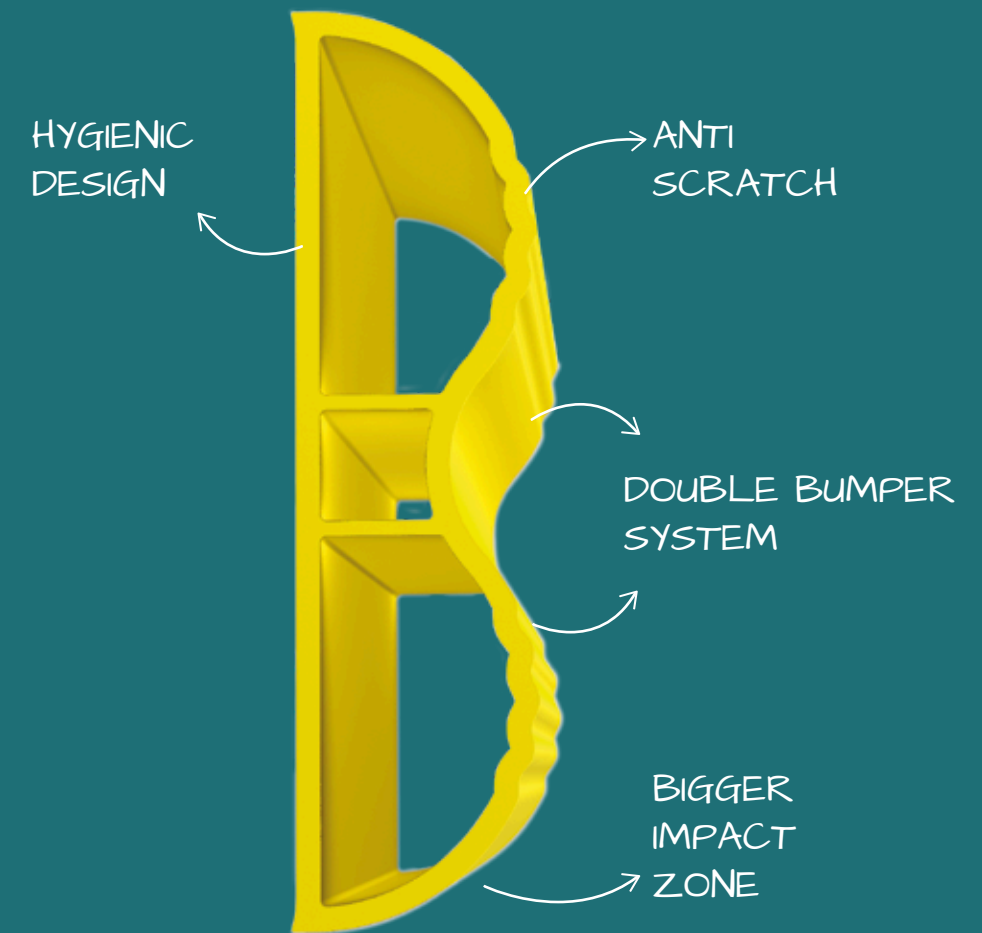
3

4

09

New protection system with a reinforced profile, twice as flexible and shock-absorbing. Planned and developed with a specific design to ensure high safety standards and to resist impacts from heavy loads. Available in many different versions.

B FLEX



BFLEX.FRONT/1



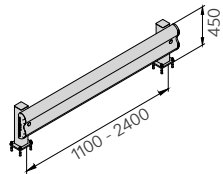
INCLUDED

S12 x 150 GALVANISED STEEL



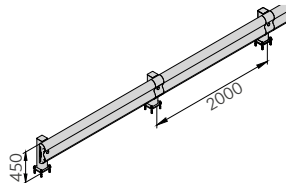
BFLEX.FRONT/1 1100x450
BFLEX.FRONT/1 2400x450
Equipped with accessories

Length **1.100 / 2.400 mm**
Packing **unpacked on pallet**
Colour **M**



BFLEX.FRONT/1 2000x450 MODULAR
Equipped with accessories

Packing **unpacked on pallet**
Colour **M**



BFLEX.FRONT/2



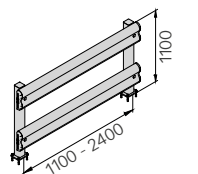
INCLUDED

S12 x 150 GALVANISED STEEL



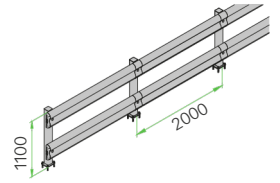
BFLEX.FRONT/2 1100x1100
BFLEX.FRONT/2 2400x1100
Equipped with accessories


Length **1.100 / 2.400 mm**
Packing **unpacked on pallet**
Colour **M**



BFLEX.FRONT/2 2000x1100 MODULAR
Equipped with accessories

Packing **unpacked on pallet**
Colour **M**



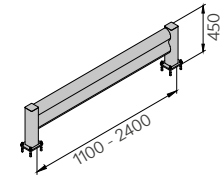


INCLUDED **S12 x 150 GALVANISED STEEL**



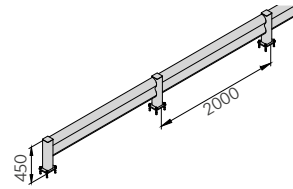
BFLEX.COM/1
1100x450
BFLEX.COM/1
2400x450
Equipped with accessories

Length **1.100 / 2.400 mm**
Packing **unpacked on pallet**
Colour **M**



BFLEX.COM/1
2000x450 MODUL AR
Corners available
Equipped with accessories

Packing **unpacked on pallet**
Colour **M**

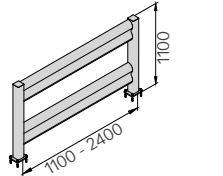


INCLUDED **S12 x 150 GALVANISED STEEL**



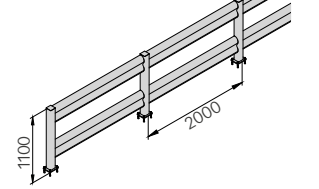
BFLEX.COM/2
1100x1100
BFLEX.COM/2
2400x1100
Equipped with accessories

Length **1.100 / 2.400 mm**
Packing **unpacked on pallet**
Colour **M**



BFLEX.COM/2
2000x1100 MODUL AR
Corners available
Equipped with accessories

Packing **unpacked on pallet**
Colour **M**



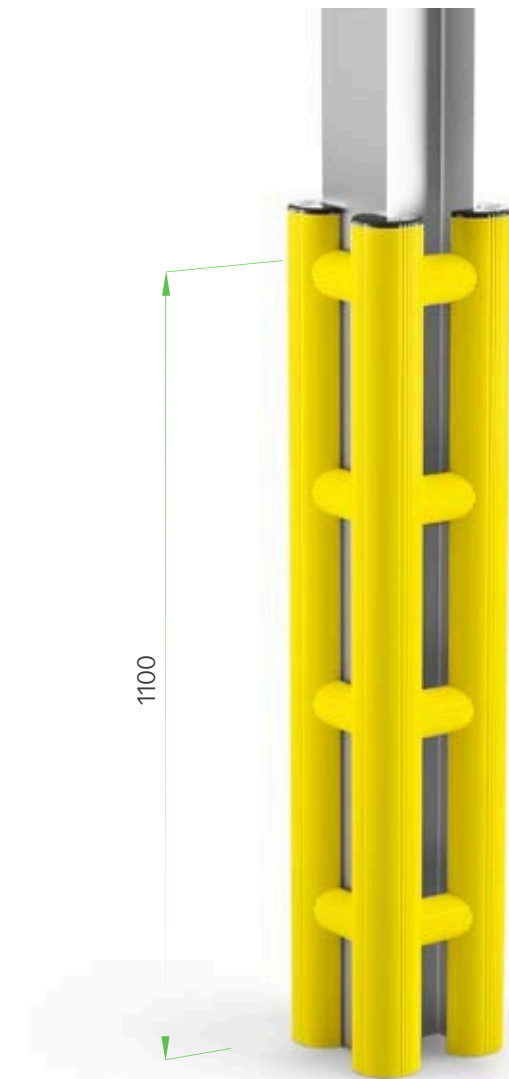
10 COLUMN PROTECTION

New bumper system specific for columns protection, strongly resistant to impacts from moving vehicles of different capacities, like pallet trucks and forklifts. Developed by following an innovative technical design that combines speed and simplicity during installation and cleaning. Available in different heights and fixing systems.



- REMOVABLE
- NO SCRATCHES
- VERY SOLID AND SLIM DESIGN
- NO FIXING IS REQUIRED

MINI HUG TOWER



Column protection

DIFFERENT SIZES AND HEIGHT ON REQUEST

COMPACT




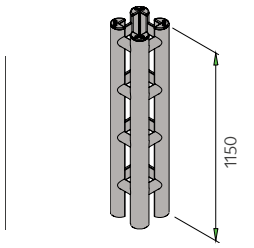
NO HOLES ON THE FLOOR AND COLUMN!



MINI HUG TOWER

Packing Colour **to be defined**
M

Equipped with accessories



HUG TOWER 3 SIDES



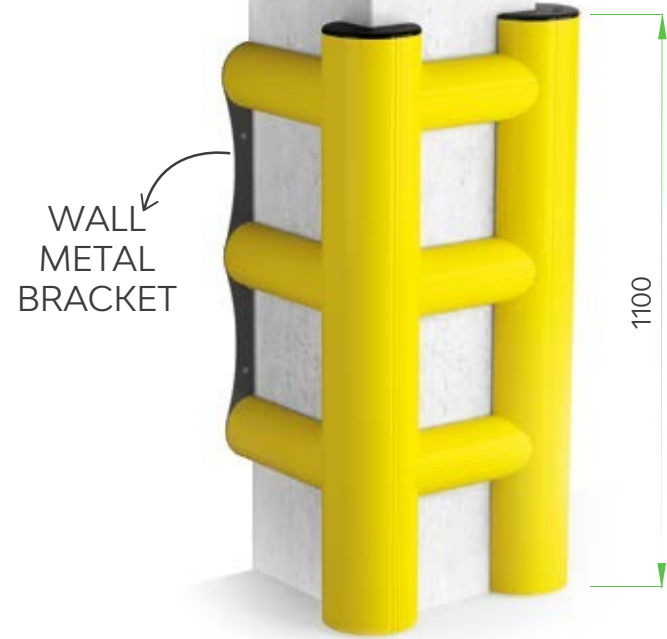
DIFFERENT SIZES ON REQUEST

WALL FIXING WITH S8FH GALVANISED STEEL

COMPACT



NO HOLES ON THE FLOOR AND COLUMN!



HUG TOWER




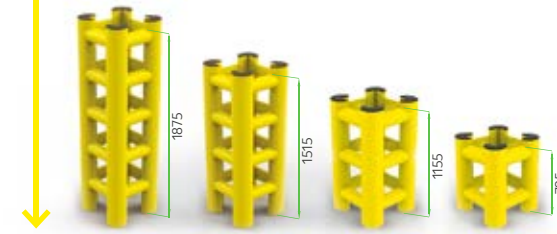
DIFFERENT SIZES AND HEIGHT ON REQUEST

COMPACT



NO HOLES ON THE FLOOR AND COLUMN!

CHOOSE THE HEIGHT YOU NEED!

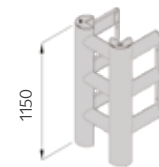


HUG TOWER 3 SIDES

Also 2 SIDES available

Equipped with accessories

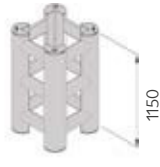
Packing Colour **M** to be defined



HUG TOWER

Equipped with accessories

Packing Colour **M** to be defined



TOWER PROTECTION


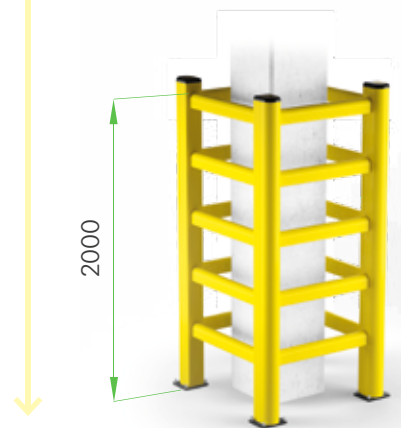


DIFFERENT SIZES AND HEIGHT ON REQUEST



M12 GALVANISED STEEL

AVAILABLE ALSO:


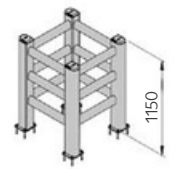


TOWER

Also 2/3 SIDES available

Equipped with accessories

Packing Colour **to be defined**
 B M



TOWER LINK



DIFFERENT SIZES AND HEIGHT ON REQUEST



M12 GALVANISED STEEL



1100

OPTIONS



TOWER LINK/1



TOWER LINK/2



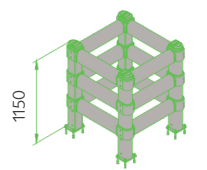
TOWER LINK/3



**TOWER LINK/1
 TOWER LINK/2
 TOWER LINK/3**

Equipped with accessories


Packing Colour **to be defined**
 B M



COLUMN PROTECTION 90



DIFFERENT SIZES ON REQUEST



M16
STAINLESS STEEL



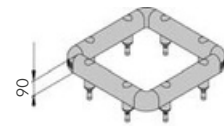
COPRO 90

Also 2/3
SIDES
available

Equipped with accessories

Packing Colour **unpacked on pallet**


B M



COLUMN PROTECTION 150



DIFFERENT SIZES ON REQUEST



SF20
STAINLESS STEEL



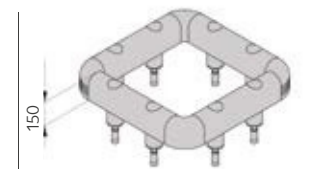
COPRO 150


Also 2/3
SIDES
available

Equipped with accessories

Packing Colour **unpacked on pallet**

B M





COMPACT
& SOFT

VELCRO
OPENING




SOFT HUG

Packing Colour **to be defined**



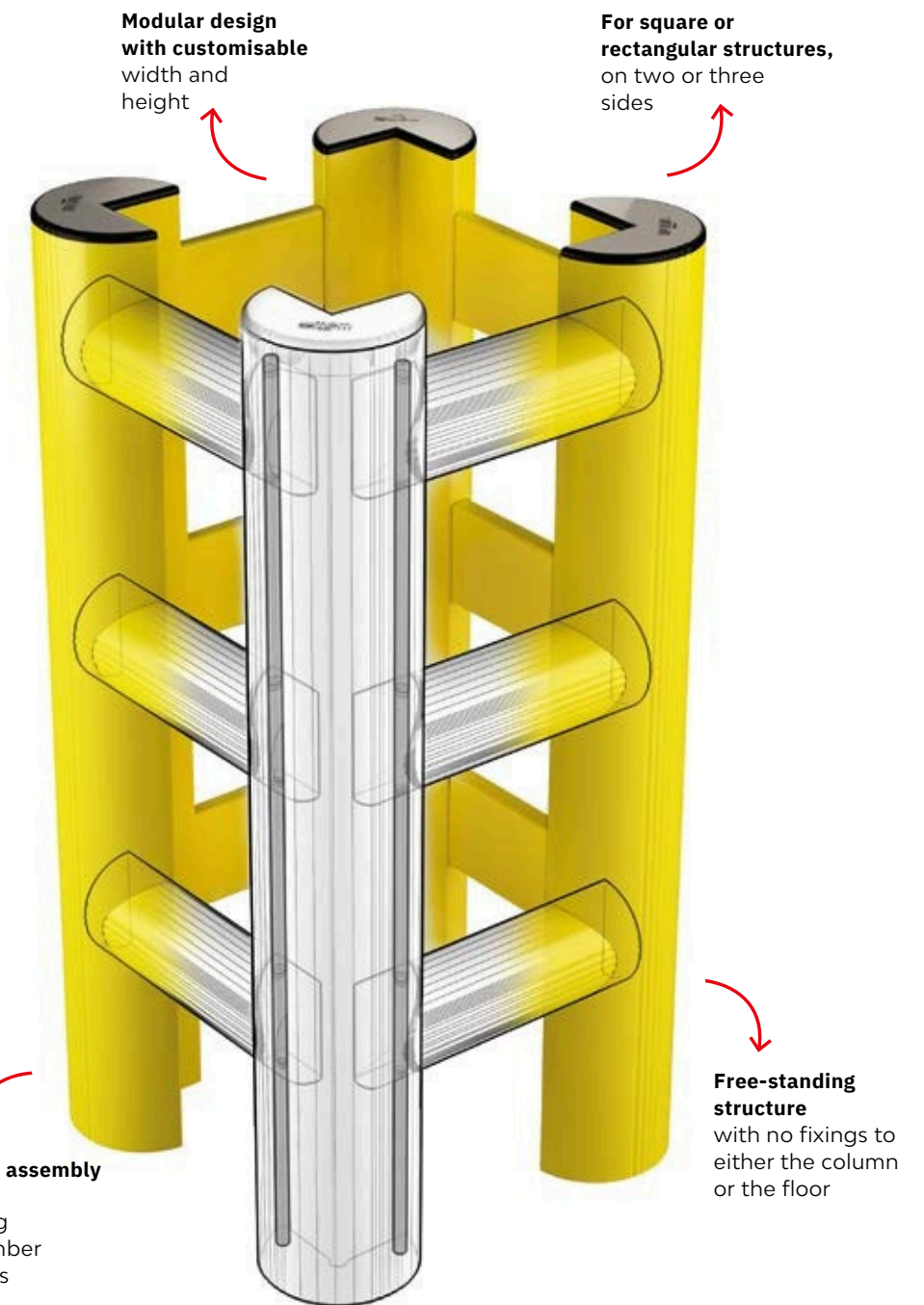
CHOOSE THE SIZE YOU NEED!



SOLUTIONS FOR COLUMNS AND PILLARS

COLUMN PROTECTIONS

- ▶ **APPLICATION**
On columns and pillars, also on just two or three sides
- ▶ **SAFETY**
 - Safeguard load-bearing columns and pillars to avoid structural damage to buildings
 - Prevent physical trauma of vehicle operators due to shock loads resulting from impact against a column
 - Provide a visual guide for forklift operators
- ▶ **SAVING**
 - Zero maintenance and damage to corners, projecting parts, and columns
 - Prevent damage to vehicles



11 DOOR FRAME PROTECTION

Protection system designed to prevent forklifts collisions with overhead infrastructure and gates and doors jambs. It is created to keep under control the passage of forklifts that exceed height limits, attracting the attention of drivers and inviting them to a more careful guide. Useful to protect gates, loading docks or overhead assets. Available in different lengths.

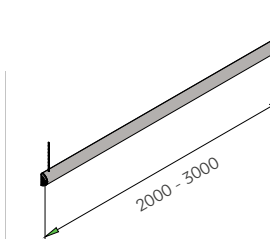
WARNING BAR



WBAR

Length **2000 / 3000 mm**
Packing **to be defined**
Colour **M**

Equipped with accessories



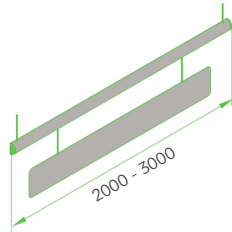
WARNING BAR / INFORMATION SIGN




WBIS

Equipped with accessories

Length 2000 / 3000 mm
Packing to be defined
Colour M



WARNING BAR / LIGHT & SOUND

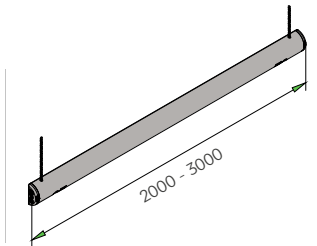


WBLS

Snap hooks and chains included

Equipped with accessories

Length 2000 / 3000 mm
Packing to be defined
Colour M




FULL FRAME SELF STANDING



DIFFERENT SIZES ON REQUEST


FAST AND EASY TO INSTALL

INNOVATIVE BIGGER PLATES!



FFB SELF STANDING

Packing Colour **to be defined**



Equipped with accessories




FULL FRAME WALL FIXING



DIFFERENT SIZES ON REQUEST

FAST AND EASY TO INSTALL

WALL FIXING ACCESSORIES



FFB WALL FIXING

Packing Colour **to be defined**




Equipped with accessories



12 LOADING BAY PROTECTION

Loading bays protections are shock-proof solutions which are set up near loading doors. They avoid possible slipping, falling and flipping of moving vehicles near open and unmanned loading bays.



DOCK BUMPER



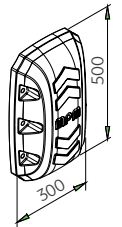
HIGHLY WEAR RESISTANT



DOCK BUMPER

Packing to be defined

Fixing on requests

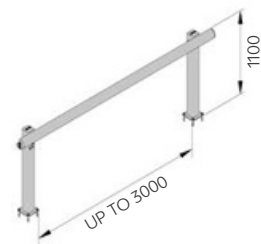


HUG GATE



HUG GATE

Packing Colour **to be defined**
 B M



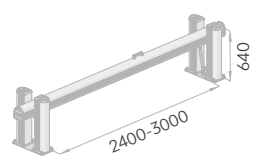
Equipped with accessories

DOCK GATE




DOCK GATE L 2400-2600
DOCK GATE XL 2605-2800
DOCK GATE XXL 2805-3000

Packing Colour **to be defined**
 B M



Equipped with accessories



13 WHEEL STOP

Solutions designed for the safety of loading and unloading zones in warehouses and parking areas. Ideal for conveying, stopping or positioning the vehicle in the parking area, or near a cargo bay.



Wheel stop

TRUCK LINE



DIFFERENT SIZES ON REQUEST



TL 500
750
1000
1500

2000
3000
4000


Packing Colour to be defined
B M



Equipped with accessories



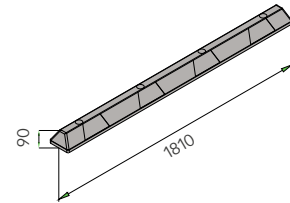
CAR STOP



CAR STOP

Packing **to be defined**

Fixing on requests



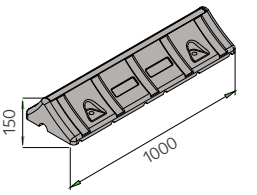
TRUCK STOP



TRUCK STOP



Packing **to be defined**

Fixing on requests



14 ACCESSORIES


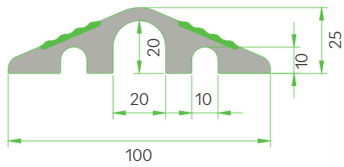
CABLE COVER



CAB CO 10 - 20 - 10

Length **1.000 / 3.000 mm - 10.000 mm**
 Packing **8 pz / box - 1 pz / box**

Recycled Material



VISIPOLE

SIGN OPTIONS

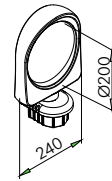


S12 GALVANISED STEEL



VISIBOARD

Sign Packing to be defined to be defined



VISIPOLE

Packing to be defined



Equipped with accessories



SOFT BOLLARD

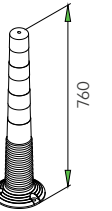


S12 GALVANISED STEEL



SOFT BOLLARD

Packing to be defined




Equipped with accessories



15 CORNER PROTECTION

Designed to protect pillars and columns or external corners of walls and panels.

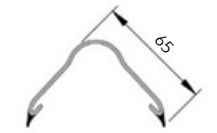
Corner Protection



CP 100

Length **4.000 mm**
Packing **10 pz / bag**
Colour **B** **M** **E** **F**

Length **2.000 mm**
Packing **10 pz / bag**
Colour **M**



CPF 100

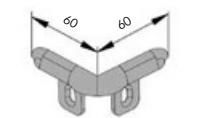
Length **4.000 mm**
Packing **10 pz / bag**

Length **2.000 mm**
Packing **10 pz / bag**



CPT 100

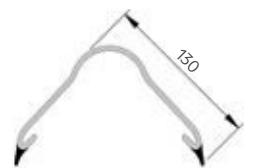
Packing **40 pz / box**
Colour **B** **E** **F**



CP 200


Length **4.000 mm**
Packing **2 pz / bag**
Colour **B** **M** **E**

Length **2.000 mm**
Packing **2 pz / bag**
Colour **M**




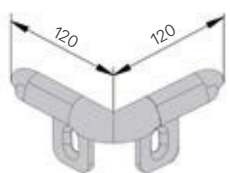
CPF 200

Length **2.000 / 4.000 mm**
Packing **2 pz / bag**



CPT 200

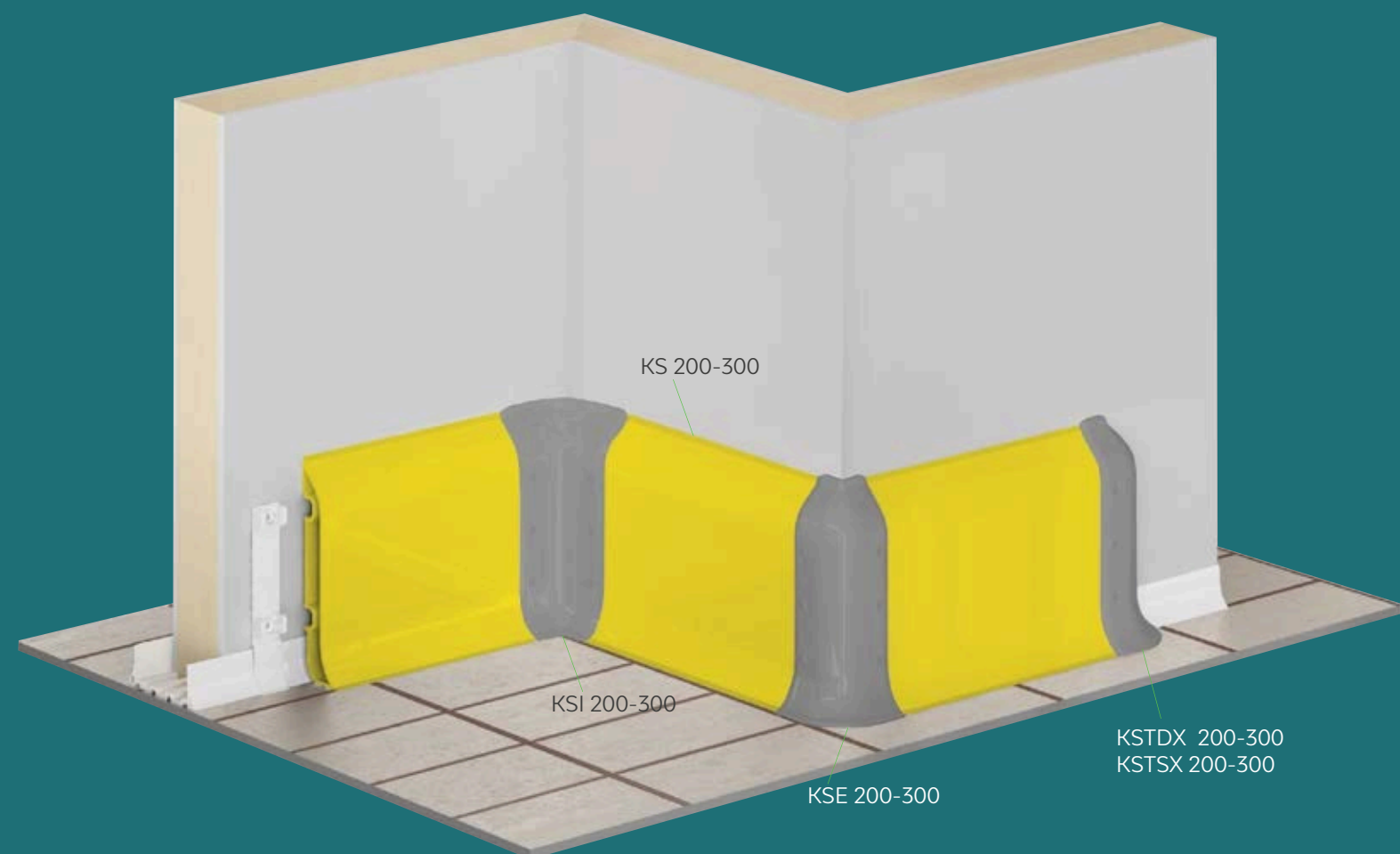
Packing **20 pz box**
Colour **B** **E**




16

KERB

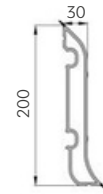
Large-sized protection system, ideal for walls and panels. Easy to install and clean. Fully equipped with corner caps and buttons.





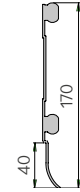
KS 200

Length **4.000 mm**
 Packing **3 pz / box**
 Colour **B M E**



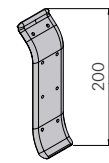
KEPF 200
 Fixing to be defined

Packing **50 pz / box**
 Colour **K**



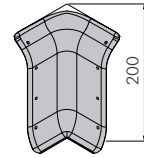
KSJ 200
 To install with TB14 / TF14

Packing **20 pz / box**
 Colour **B E**



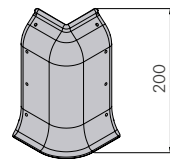
KSI 200
 To install with TB14 / TF14

Packing **20 pz / box**
 Colour **B E**



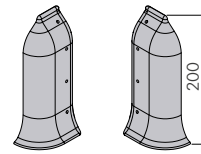
KSE 200
 To install with TB14 / TF14

Packing **20 pz / box**
 Colour **B E**



KSTD/SX 200
 To install with TB14 / TF14


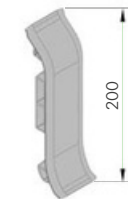
Packing **20 pz / box**
 Colour **B E**



KSJ 200 LT

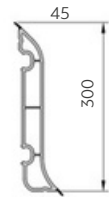
**THERMAL
 BREAK
 RESISTANT**

Packing **to be defined**
 Colour **K**



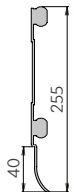
KS 300

Length **4.000 mm**
 Packing **1 pz**
 Colour **M E**



KEPF 300
 Fixing to be defined

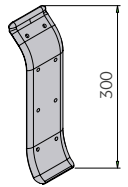
Packing **20 pz / box**



KSJ 300.

To install with TB20 / TF20

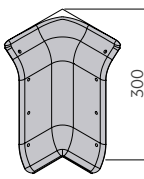
Packing **10 pz / box**
 Colour **B E**



KSI 300

To install with TB20 / TF20

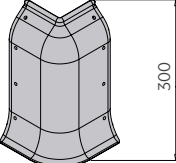
Packing **10 pz / box**
 Colour **B E**



KSE 300

To install with TB20 / TF20

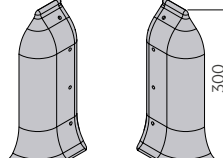
Packing **10 pz / box**
 Colour **B E**



KSTD/SX 300


To install with TB20 / TF20

Packing **10 pz / box**
 Colour **B E**



17 WALL PROTECTION

New bumper without guides. Thanks to its big size and resistance it is ideal for protection of industrial spaces. Fixed caps with hidden screws covered by specific buttons.

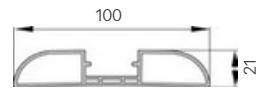


Wall Protection



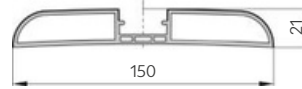
WP 100

Length **4.000 mm**
Packing **8 pz / box**
Colour **B E F**



WP 150

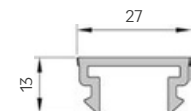
Length **4.000 mm**
Packing **4 pz / box**
Colour **B M E**



WPC

To install with WP 100 / WP 150

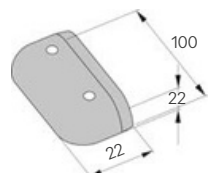
Length **4.000 mm**
Packing **16 pz / box**
Colour **A B M D E F G H**



WPT 100

To install with TM5

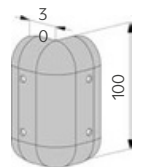
Packing **50 pz / box**
Colour **B E F**



WPA 100

To install with TS9

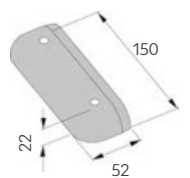
Packing **20 pz / box**
Colour **B E**



WPT 150

To install with TM5

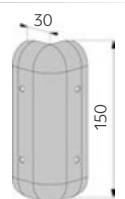
Packing **50 pz / box**
Colour **B E**



WPA 150

To install with TS9

Packing **20 pz / box**
Colour **B E**


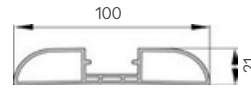


Wall Protection



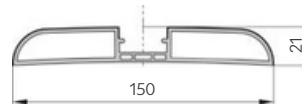
WP 100

Length **4.000 mm**
Packing **8 pz / box**
Colour **B E F**



WP 150

Length **4.000 mm**
Packing **4 pz / box**
Colour **B M E**

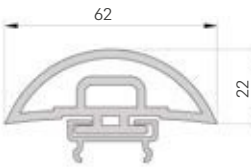


WPCS

To install with WP 100 / WP 150



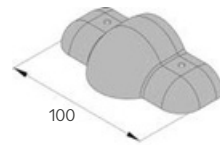
Length **4.000 mm**
Packing **8 pz / box**
Colour **A B M D E F G H I**



WPTS 100

To install with TS9

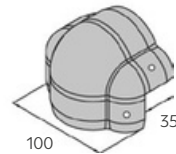
Packing **20 pz / box**
Colour **B E**



WPAS 100

To install with TS9

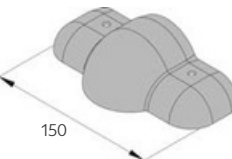
Packing **20 pz / box**
Colour **B E**



WPTS 150

To install with TS9

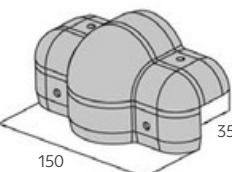
Packing **20 pz / box**
Colour **B E**




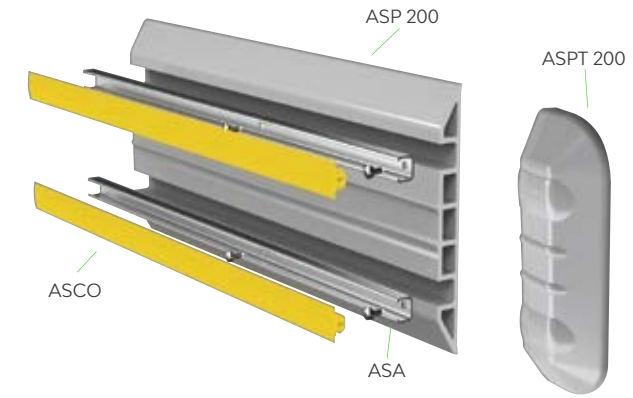
WPAS 150

To install with TS9

Packing **20 pz / box**
Colour **B E**




Wall Protection



ASP 200




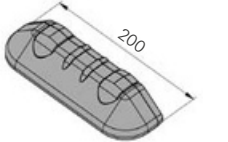
Length **4.000 mm**
Packing **2 pz / box**
Colour **B**



ASPT 200

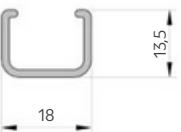


Packing **10 pz / box**
Colour **B D**



ASA.

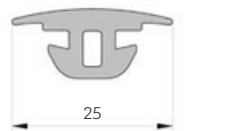
Material **aluminium**
Length **4.000 mm**
Packing **8 pz / bundle**



ASCO



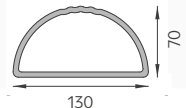
Packing **2 pz / box**
Colour **L = 32.000 mm A B M D G**





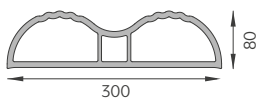
WALL HUG
1000
2000
3000
4000

Length **1000/2000/3000/4000**
Packing **unpacked**
Colour **M**



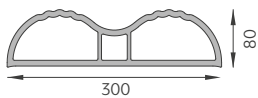
WALL BFLEX
1000
2000
3000
4000

Length **1000/2000/3000/4000**
Packing **unpacked**
Colour **M**



WALL BFLEX MODULAR


Packing **unpacked**
Colour **M**



NEWS



LOFT BARRIER
WORLD'S FIRST FIXED PROTECTION SYSTEM FOR SUSPENDED AREAS



FLEXI LINE
CORNER BUMPER GUARDS



FENCE LINK
STRONG ADAPTABLE SOLUTION FOR RACK-ENDS



CUSTOMISED RACK PROTECTOR, new version rack protector

CUSTOMISED RACK PROTECTOR

Fixing accessories



M12 - M16
HILTI
Hole required Ø 12-16
Galvanized steel.



S12 - S12X150 - S16
HILTI
Hole required Ø 10-10-14
Galvanized steel.



B12 - B16 - B20
HILTI
Hole required Ø 22-28-32
Galvanized steel.



S8FH - S12FH
HILTI
Hole required Ø 6-10
Galvanized steel.
Countersunk.



SF12 - SF16 - SF20 INOX
Hole required Ø 14-18-24
Stainless steel.



M12 - M16 INOX
Hole required Ø 12-16
Stainless steel.



KIT ROD 70-120
HILTI
Hole required Ø 38-56
Galvanized steel.



KIT ROD 70-120 INOX
HILTI
Hole required Ø 38-56
Galvanized steel.



AA12 - AA16
Hole required Ø 22-22
Galvanized steel.
For asphalt.



ASPHALT CHEMICAL
CHEMICAL ANCHOR
385 ML



FR
HILTI CHEMICAL ANCHOR
300 ML



WIT NORDIC
CHEMICAL ANCHOR
420 ML
(Installation in working cold rooms with negative temperatures)

In collaboration with



Clarity reserves the right, at any time, to introduce the necessary changes and improvements to its products. Any small imperfection in the products and in the materials used are due to the processing method. Any reproduction of this brochure, even in part, is forbidden.

Fixing accessories



TM5
Hole required Ø 8.5
Neutral polyethylene. 100/500 Pcs. / bag.



TS9
Hole required Ø 5
White or grey nylon. 1000 Pcs. / bag.



TB14 - TB20
Hole required Ø 4-5
Steel / aluminium (white for Ø 4) 500 Pcs. / box.



TF14 - TF20
Hole required Ø 5-6.5
Aluminium. 500 Pcs. / box.



FIX P90
Galvanized steel and painted.



COVER 90 RE
Galvanized steel and painted.



FIX P90 INOX
Stainless steel.



FIX P150
Galvanized steel and painted.




COVER 150 RE
Galvanized steel and painted.



FIX P150 INOX
Stainless steel.



FIX P150 FH
Galvanized steel and painted. Countersunk.



FULL FRAME BASE
Galvanized steel and painted.



SHOCK ABSORBER PAD
Soft material, optional for FIXP150. (To be installed with S12x150)

Colour



RED
RAL 3002



GREY
RAL 7040



BLACK
RAL 9005



WHITE
RAL 9010



WHITE
RAL 9002



BLUE
RAL 5005



GREEN
RAL 6029



SILVER
RAL 9006



LIGHT
GREY
RAL 7035



DARK
GREY
RAL 7024



LIGHT
YELLOW
RAL 1018



ORAN
GE

Clarity reserves the right, at any time, to introduce the necessary changes and improvements to its products. Any small imperfection in the products and in the materials used are due to the processing method. Any reproduction of this brochure, even in part, is forbidden.




THE WORLD'S TOP
LOGISTICS PROFESSIONALS
CHOOSE OUR
QUALITY MADE IN ITALY 




WHO WE WORK WITH




OUR INSTALLATIONS



OUR INSTALLATIONS



OUR INSTALLATIONS



MPM states that:

The safety coefficient and consequent use of the products requires the compliance with the appropriate assembling and installation instructions as defined in the technical catalogue on the corporate website www.mpmprotections.com. Therefore, before buying and installing MPM solutions please consult the technical data sheet of each product in the technical catalogue available on www.mpmprotections.com

Impact resistances indicated in the brochure, or in other documents, refer to laboratory tests and cannot take into account consequences determined by installation methods or peculiarities of the place where the products are installed (in an operational environment vehicle type, speed and mass, routes, angles of impact, ground and anchorage are variable and uncontrolled conditions that no test can replicate); the data refers to an intact product which length is indicated on the test report and it can be affected by alterations from incorrect maintenance, wear and tear, as well as the methods and characteristics of installation (with specific reference to floor-mounted products); the weight, dimensions, colours and characteristics of the material refer to the sample and the conformity with the latter of the product supplied will be subject to normal production tolerance. The product may be affected by environmental installation conditions.

The standard operating temperature of MPM flexible protections is generally from +5 °C to +60 °C. For installations in low temperature environments up to -30 °C an alternative material should be required. The fastness of the colour and its brightness depend on wear and tear and weather conditions that can affect its intensity over time. For outdoor applications exposed to direct sunlight it is possible to choose the grey colour.

Images in the brochure are for advertising purposes only and do not in any way represent how the products should be used.

Full version of MPM products warranty available on corporate website
www.mpmprotections.com